



## **Romania**

### **Romanian Health Services Evaluation**

#### **23% of all Romanian citizens did not see a doctor last year**

Alarming news from Romania: when asked how often they went to the physician last year, 23% of the respondents said they had not consulted a doctor at all and a further 20% had made only one visit in 2007. A more detailed breakdown of the answers is shown in the figure.

Romanians who do visit a doctor are most often over 55 years of age, generally retired persons or women. At the opposite end of the scale we find persons with higher incomes who are much less likely to seek medical services.

#### **GPs are the most popular type of doctor**

The respondents were asked about their reason for visiting the doctor in the last year. Most respondents (87%) had visited a general practitioner (GP) whilst 11% of them were hospitalized.

Specialists were most likely to be visited by people aged between 45 and 55 years, by persons who have studied at university and post university and by people living in Bucharest.

#### **The public health system was used more than the private health system**

Romanian citizens generally used the medical services provided by public clinics, private offices and public hospitals. A more detailed analysis shows that 96% of the people hospitalized last year went to a public hospital. The GP consultation took place either in public clinics (48% of the cases) or in private office-based practices (41% of the cases)

The private office was mostly visited for consulting a GP (93% of those who went to a private office) and private clinics for consulting with GPs (77%) or specialists (76%).

#### **Satisfaction with public and private medical health services**

Patients are slightly more satisfied with the private system than they are with the public health system with 36% of them being very satisfied with the private system, compared to only 26% who are very satisfied with the public system.

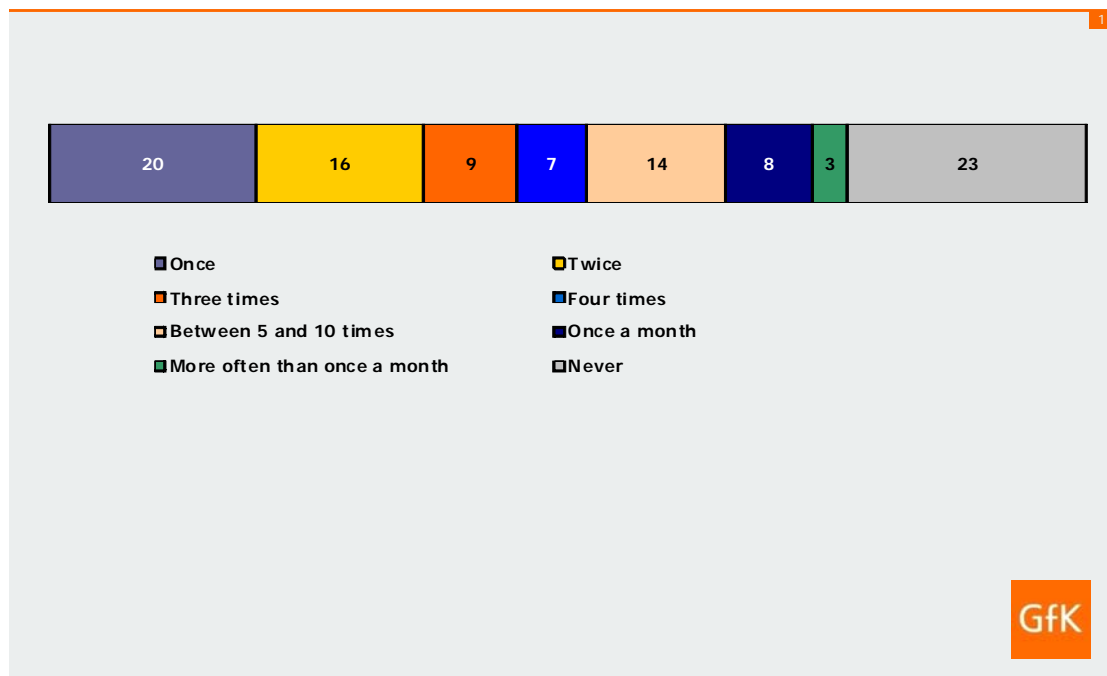
Most of those who are very dissatisfied with the public health services are 25-44 years old, have completed university or post university studies and have an above average personal income. People living in Bucharest are most satisfied with the private medical services.

## The survey

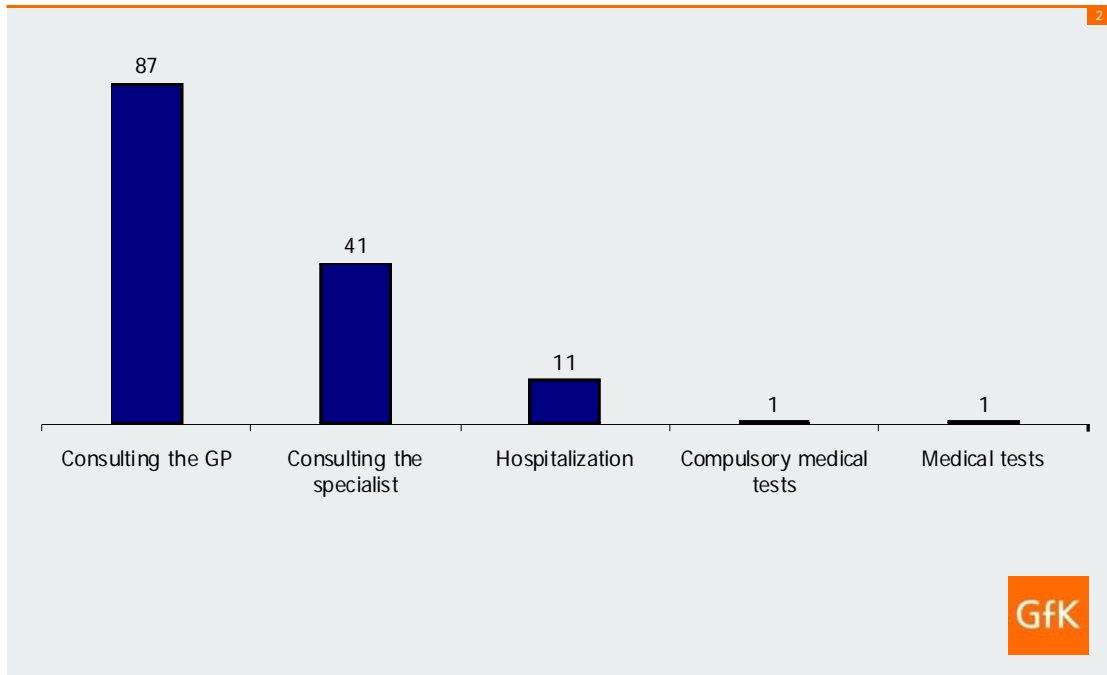
This research was conducted by GfK Romania's HealthCare department between January 21<sup>st</sup> and February 24<sup>th</sup> this year to determine people's habits with regard to the use of state and private medical services, as well as their degree of satisfaction with these services.

The total sample included in the study was 1,645 respondents, representative for the Romanian population aged 15 and over.

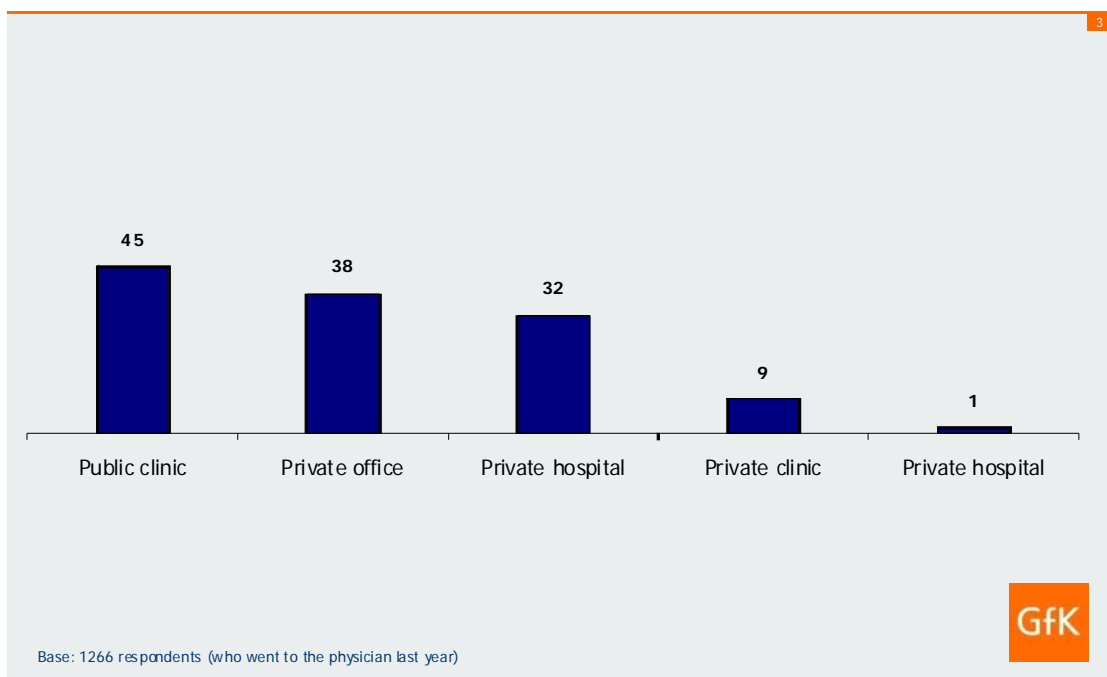
## Romanian Health Services Evaluation



## Romanian Health Services Evaluation

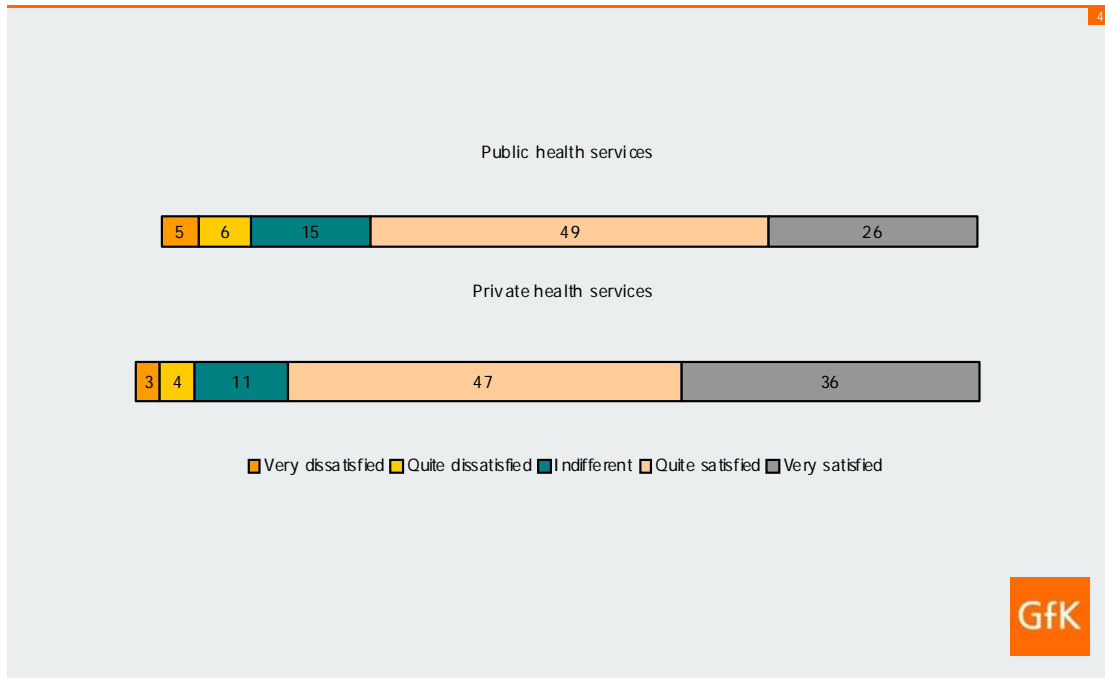


## Romanian Health Services Evaluation



## Press release

### Romanian Health Services Evaluation



#### **Contact:**

Monica Percea  
Senior Researcher HealthCare

#### **GfK Romania**

5 Fabrica de Glucoza Street, Aerofina Building 2<sup>nd</sup> floor, District 2  
020331 Bucharest

Romania

Tel. +40 21 205 5500

Fax +40 21 205 5505

[monica.percea@gfk.com](mailto:monica.percea@gfk.com)

[www.gfk-ro.com](http://www.gfk-ro.com)